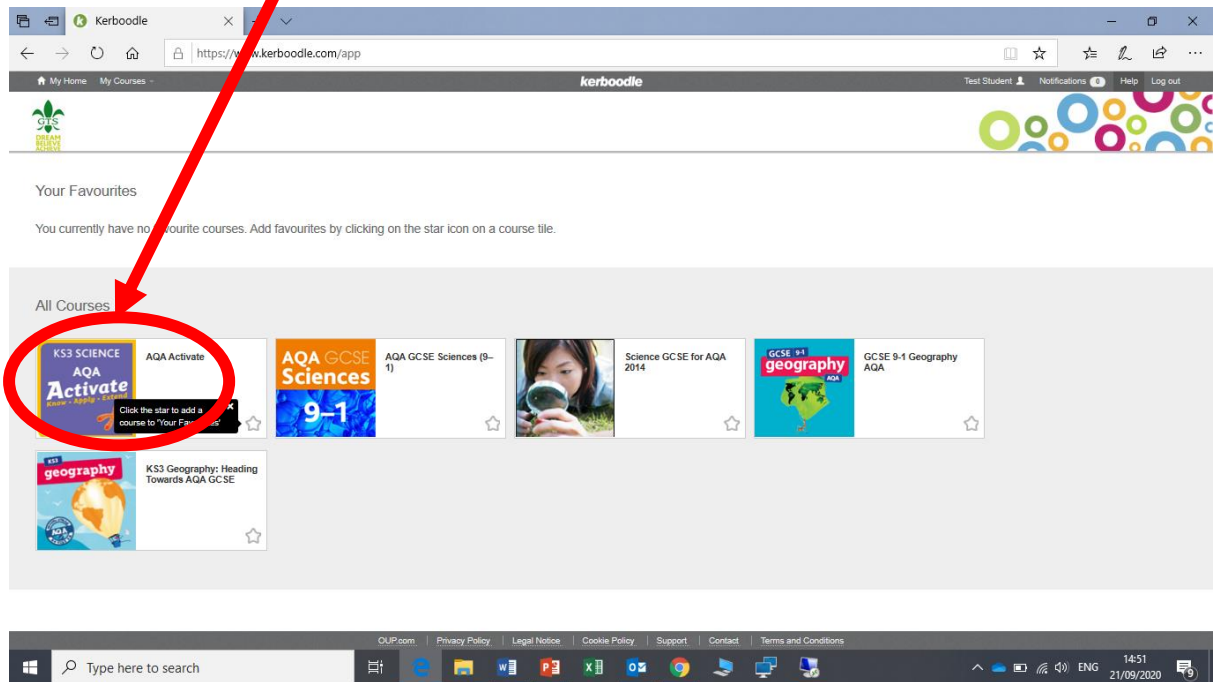
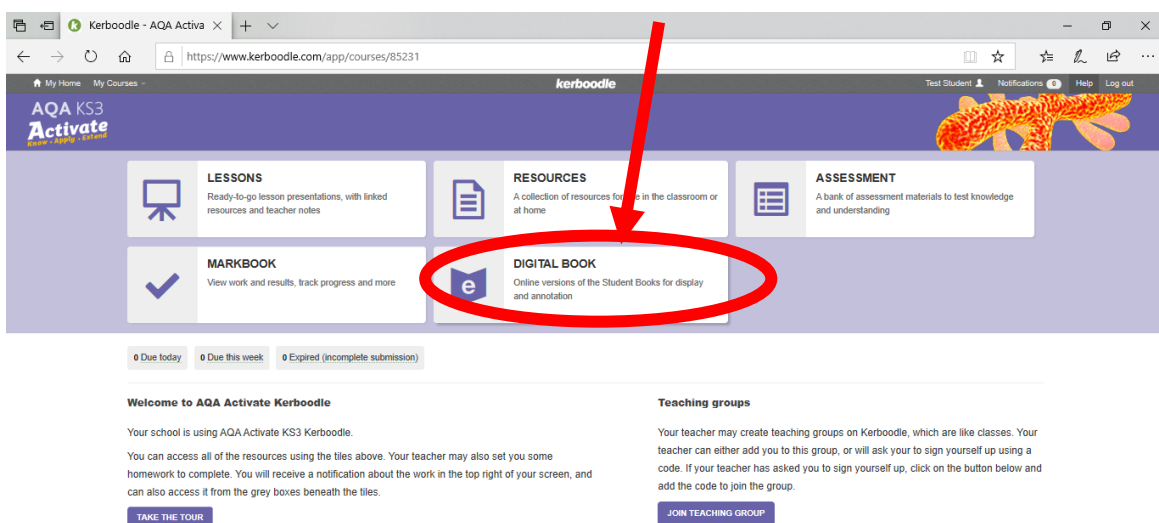


1. Login to kerboodle (www.kerboodle.com), if you are logging in for the first time your username is your first initial followed by your surname with no gaps so for example 'Joe Bloggs' would be jbloggs. Your password is the same as your username (you will be asked to change it, make it the same as the password you use to log into the school computers). The institution code is ir1. If you forget your password email Mrs Holman (eholman@gts.devon.sch.uk) and she will re-set it for you.
2. If you are in year 7 or 8 click on the purple square, KS3 AQA activate.

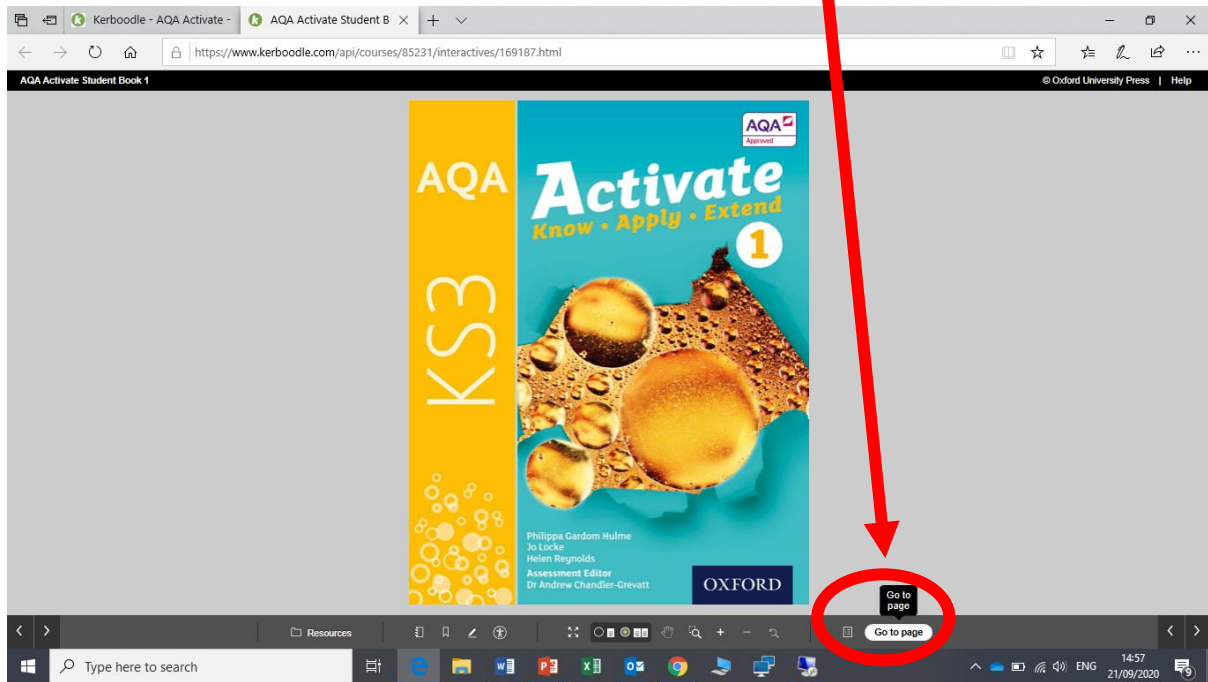


3. It will then bring you into a home screen, click on 'digital book'.



4. Check the school website for details on whether you need book 1 or book 2 and what page you need. Once you know click on the relevant book.

5. You can then go to the page you need by clicking on the 'Go to page' button in the bottom right hand corner of the screen.



6. You can then use the controls at the bottom of the page to zoom in and move around the page. Make notes on the double page spread. Complete any questions throughout the two pages these are normally marked as A,B and C. Then complete Summary questions.

